



● *KAPS instrumentation*



ACCURATE
REPEATABLE



- *Tibial baseplate*
anatomical
three-point anchorage, cemented or cementless



Nanobiocoat :
700µ porous coating + HAP



JOY fly KAPS June 2013

KAPS
X·NOV
138

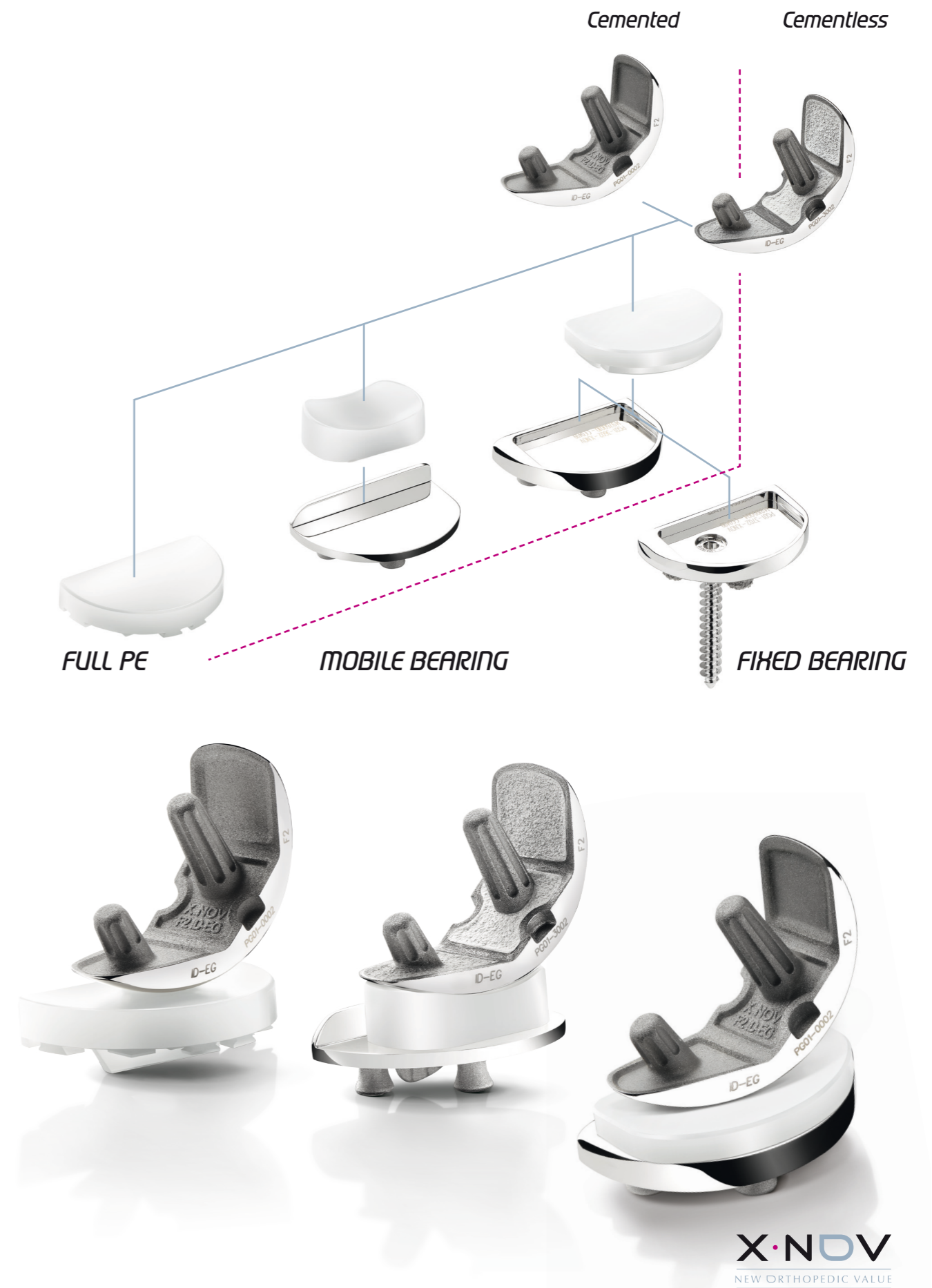
X·NDV

- 1 technique
- 3 concepts
- 8 possibilities



Intra-operative choice

The Kaps system allows to implant three technical solutions with a single surgical procedure : FULL PE, MOBILE BEARING and FIXED BEARING



X·NDV
NEW ORTHOPEDIC VALUE